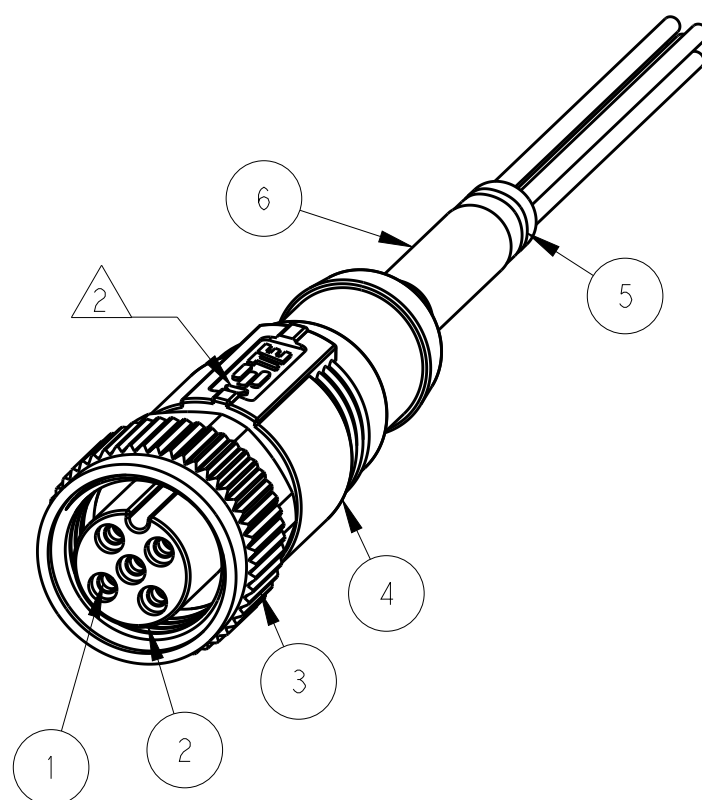
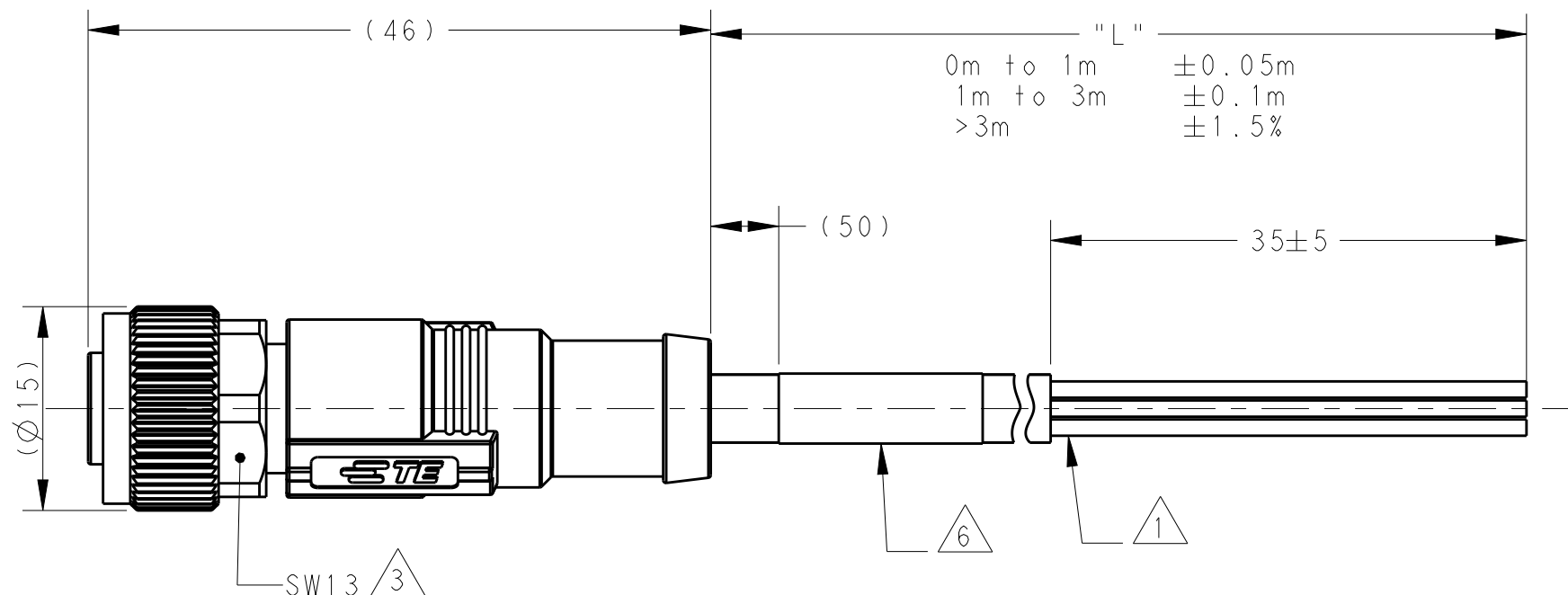
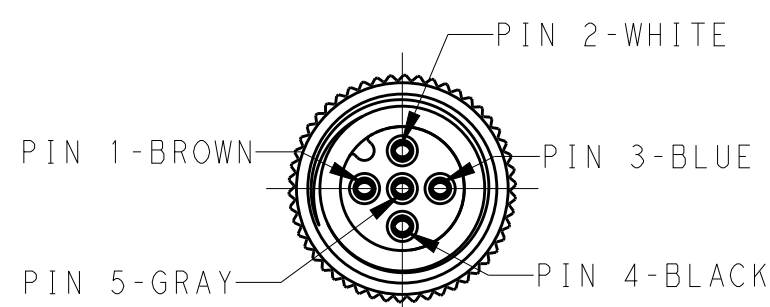


THIS DRAWING IS UNPUBLISHED. RELEASED FOR PUBLICATION 20
 © COPYRIGHT 20 BY - ALL RIGHTS RESERVED.

ITEM	DESCRIPTION	MATERIAL	OTHERS
1	FEMALE CONTACT	COPPER ALLOY	FLASH GOLD
2	HOUSING	NYLON	BLACK
3	COUPLING NUT	COPPER ALLOY	-
4	OVER-MOLDING	POLYURETHANE	BLUE
5	CABLE	-	-
6	LABEL	-	-



REVISIONS					
P	LTR	DESCRIPTION	DATE	DWN	APVD
	A	INITIAL RELEASE	21AUG2015	HW	XX
	A1	ECR-16-010106	14JUL2016	HW	XX
	A2	ECR-16-015173, ADD NEW PN	29OCT2016	BP	CW
	B	ECR-18-019963	28DEC2018	G.W	C.W

NOTE:

- ①. STRIP ALL THE INSULATION;
- ②. CODE POSITION INDICATOR;
- ③. RECOMMENDED TORQUE 0.6 Nm;
- ④. -** : CABLE LENGTH
 -0.5:0.5M,
 -1.0:1.0M,
 -1.5:1.5M,
 -3.0:3.0M,
 -5.0:5.0M,
 -7.0:7.0M,
 -10.0:10.0M;
- 5. CABLE ASSEMBLY TO BE PACKAGED IN POLYBAGS;
- ⑥. LABEL CONTAINS: PN, DATE CODE...;
- ⑦. -00X: FOR CABLE LENGTH, SEE TABLE E AND REFER TO LENGTH "L".

注释:

- ①. 全剥护套绝缘层;
- ②. CODE位置指示;
- ③. 推荐扭矩0.6 Nm;
- ④. -** : 线缆长度
 -0.5:0.5M,
 -1.0:1.0M,
 -1.5:1.5M,
 -3.0:3.0M,
 -5.0:5.0M,
 -7.0:7.0M,
 -10.0:10.0M;
- 5. 线缆组件塑料袋包装;
- ⑥. 标签包含: 产品编号, 日期代码...;
- ⑦. -00X: 线缆长度, 参考表E, 参照长度"L".

TECHNICAL DATA	T41513X0002-00X	T41513X0003-00X	T41513X0004-00X	T41513X0005-00X
RATED VOLTAGE		250V		60V
RATED IMPULSE VOLTAGE		2500V		1500V
RATED CURRENT			4A	
POLLUTION DEGREE			3	
OVERVOLTAGE CATEGORY			II	
MATERIAL GROUP			II	
DEGREE OF PROTECTION			IP67	

PIN ARRANGEMENT A-CODE

T41513X0002-00X	T41513X0003-00X	T41513X0004-00X
T41513X0005-00X		

WIRES: 0.50mm ² (20AWG) WIRE COLOR: WH/BR/BK/BL/GR OD: APPROX.4.5MM FOR 2P/3P APPROX.5.0MM FOR 4P/5P	STANDARD: -001:0.5 M -002:1.0 M -003:1.5 M -004:3.0 M -005:5.0 M -006:7.0 M -007:10.0 M	FIXED: -10°C~+80°C FLXIBLE: -5°C~+80°C	BLACK	PVC (UL)	RPC-M12-FS-5CON-PVC-**S0.5④	5	T4151350005-00X⑦
WIRES: 0.34mm ² (22AWG) WIRE COLOR: WH/BR/BK/BL/GR OD: APPROX.4.5MM FOR 2P/3P APPROX.5.5MM FOR 4P/5P	CUSTOMIZATION: -XX0:XX.0 M -XX5:XX.5 M -99X:0.X M	FIXED: -40°C~+80°C FLXIBLE: -25°C~+80°C	GRAY	PUR (UL)	RPC-M12-FS-5CON-PUR-**④	5	T4151320005-00X⑦
		FIXED: -10°C~+80°C FLXIBLE: -5°C~+80°C	BLACK	PVC (UL)	RPC-M12-FS-5CON-PVC-**④	5	T4151310005-00X⑦
CABLE CHARACTERISTIC	LENGTH "L"	CABLE TEMP. RANGE	JACKET COLOR	JACKET MATERIAL	RPC-M12-FS-4CON-PVC-**④	4	T4151350004-00X⑦
					RPC-M12-FS-3CON-PVC-**④	3	T4151350003-00X⑦
CABLE CHARACTERISTIC	LENGTH "L"	CABLE TEMP. RANGE	JACKET COLOR	JACKET MATERIAL	RPC-M12-FS-3CON-PUR-**④	3	T4151320003-00X⑦
					RPC-M12-FS-2CON-PUR-**④	2	T4151320002-00X⑦
CABLE CHARACTERISTIC	LENGTH "L"	CABLE TEMP. RANGE	JACKET COLOR	JACKET MATERIAL	RPC-M12-FS-4CON-PVC-**④	4	T4151310004-00X⑦
					RPC-M12-FS-2CON-PVC-**④	2	T4151310002-00X⑦
					TYPE	POS.	TE PN

THIS DRAWING IS A CONTROLLED DOCUMENT.

DIMENSIONS: mm	TOLERANCES UNLESS OTHERWISE SPECIFIED:	DWN HAO WANG 11AUG2015	TE Connectivity
		CHK KOBBY ZHAO 11AUG2015	
		APVD XIANG XU 11AUG2015	
		PRODUCT SPEC 108-106140	
MATERIAL		APPLICATION SPEC	NAME M12X1 STRAIGHT RECEPTACLE, FREE END A-CODE, UNSHIELDED,
		WEIGHT	SIZE A2 CAGE CODE - DRAWING NO. C-T41513X00XX00X RESTRICTED TO
		CUSTOMER DRAWING	SCALE 1:1 SHEET 1 OF 1 REV B

Mouser Electronics

Authorized Distributor

Click to View Pricing, Inventory, Delivery & Lifecycle Information:

[TE Connectivity:](#)

[T4151310005-001](#)